

Experience the difference dedicated research makes by partnering with our Ph.D.s to build, promote, administer, and analyze your next school survey.

KEY FEATURES AND BENEFITS



Ask the right questions

Tap decades of school research expertise to ensure your survey is built to produce insights—right from the start.



Get a higher response rate

Your next survey is only as good as the number of responses it receives. Our team will help promote your survey for maximum reach.



Turn information into action

Go beyond data with fast access to expert analyses and recommendations to help your school or district take next steps.



Benchmark your progress

Benchmark your results against similar schools or districts to compare performance.

OTHER FEATURES

- Objective, third-party instrument creation
- Translation service (38 languages)
- Survey communications and reporting
- Survey bank (choose from 52 survey types)

POPULAR SURVEY TOPICS

- School Quality and Climate
- Social-Emotional Learning
- Employee Engagement and Satisfaction
- Equity and Student Success
- Parent and Community Satisfaction
- Customer Service and Stakeholder Experience

For a full list of available surveys, see pages 14-17.

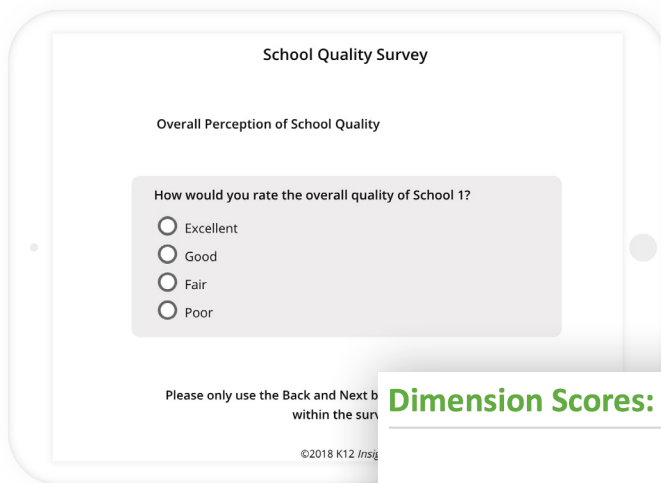
GO DEEPER WITH MAKING FEEDBACK MATTER WORKSHOPS

Get a two-hour hands-on workshop designed to walk staff through survey results via a four-step process to review, analyze, and interpret findings and create goals and action plans for your school or district. The facilitated workshop includes a reproducible data workshop protocol, discussion questions, root-cause analysis process, handouts, and activity templates.

Maximum number of participants: **25**

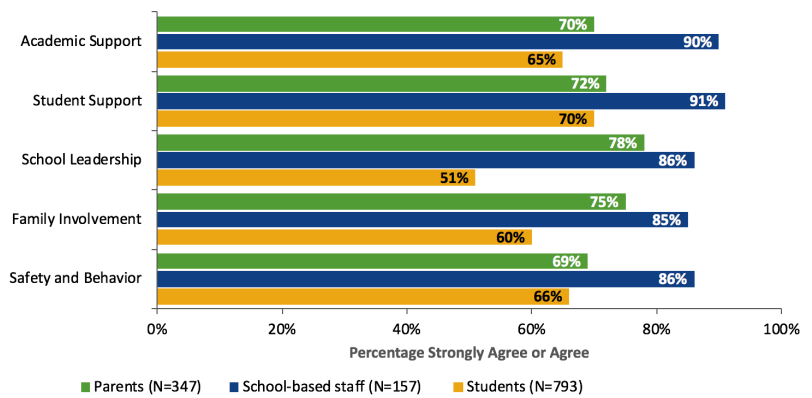
Length: **2 hours**

MANAGED RESEARCH




Ask the right questions at the right time with our research-backed surveys.

Dimension Scores: Comparison by Respondent Type



Answer Options: Strongly Disagree, Disagree, Agree, Strongly Agree, Don't Know
 Note: District office staff were excluded from calculations.

K12 Insight
© 2018



Receive easy-to-read, comprehensive reports to drive meaningful changes.

Understand how you stack up with our national benchmark data.

SURVEYS WE OFFER

PARENT & COMMUNITY SATISFACTION	
SURVEY	DESCRIPTION
School Quality Surveys(Parents, students, and school-based staff)*	Provides school leaders with perceptions across respondent groups, and data to help school leaders prioritize school improvement efforts.
Family/School Partnership Survey	<p>Allows families the opportunity to share feedback about how their child’s school promotes family engagement. Measures four major topics:</p> <ul style="list-style-type: none"> • Exchanging knowledge • Building relationships • Linking to learning • Sharing power
Special Education Satisfaction Survey for Parents*	Helps districts understand the overall level of parent satisfaction. In this process, districts will, in turn, develop collaborative relationships with parents, establish trust in their special education community, and target specific areas that need to be improved.
DTSDE	<p>Since 2013, K12 <i>Insight</i> has worked with New York focus districts to provide guidance in obtaining, analyzing, and using stakeholder feedback to improve student achievement.</p> <p>This tool was created in compliance with waivers from the federal requirements for districts who are failing to meet adequate yearly progress.</p>

EMPLOYEE SATISFACTION & ENGAGEMENT

SURVEY

DESCRIPTION

Employee Engagement Survey*

This survey identifies employee experience and issues that may be impacting engagement.

Get measurements across 3 topics:

- Overall engagement, which is designed to measure each employee's level of engagement
- Engagement drivers, which are items about aspects of the work environment
- Demographic questions that provide information about participants, such as school, and role

Professional Development Surveys

Obtain feedback from employees on current professional development needs, as well as feedback on current professional development offerings and identify relevant topics for specific groups and the ideal conditions in which they can learn them.

Employee Exit Survey

Gathers perception data from recently departed employees about their experiences while employed in the district and their reasons for leaving the district.

Helps identify the issues that may be causing employees to leave the school district, which can help the district improve the employee experience.

360 Review Package

Gather feedback from various stakeholders about school and district leaders based on the Interstate School Leaders Licensure Consortium (ISLLC) standards.

The individual leader is the unit of analysis and the report will compare perspectives from different stakeholder groups about their performance on these standards.

EQUITY & STUDENT SUCCESS

Student Engagement Survey*

Measures two types of student engagement:

- Cognitive engagement (the quality of students' psychological engagement in academic tasks and activities)
- Social and emotional engagement (the processes through which students acquire and effectively apply the knowledge, attitudes, and skills necessary to understand and manage emotions, set and achieve positive goals, feel and show empathy for others, establish and maintain positive relationships, and make responsible decisions)

EQUITY & STUDENT SUCCESS CONT.

SURVEY	DESCRIPTION
<p>Social Emotional Learning (SEL) Survey</p>	<p>Identify student social and emotional learning to help district address issues and foster success. Measures the following:</p> <ul style="list-style-type: none"> • Social Awareness • Self Awareness • Relationship Skills • Responsible Decision-Making • Self Management • Growth Mindset • District/School Programming
<p>Comprehensive Equity Audit</p>	<p>Two parts:</p> <p>The Survey A K12 <i>Insight</i> leader will work with your district leadership to identify study goals, topics, and reporting requirements in order to develop and implement a customized study.</p> <p>The Workshop A K12 <i>Insight</i> leader will meet with a group (or groups) of district and/or school leaders to help them make meaning of data collected through the equity audit survey.</p>
<p>Senior Exit Survey</p>	<p>Gather feedback from graduating seniors on how prepared they feel for life after high school.</p> <p>Assesses:</p> <ul style="list-style-type: none"> • Quality of education • Real world preparedness • Postgraduate plans • Academic engagement • School counseling and guidance
<p>Student Inventory</p>	<p>Allows students and their families could to provide valuable information to their teachers that could impact how teachers interact with individual students. This instrument can help teachers provide an adjustable curriculum that works for all students by capitalizing on students’ strengths and interests.</p>

Special Education Capacity Survey for Staff

Helps districts collect perceptions related to special education services and gain insight on how to support employees who educate students receiving special education services.

Dimensions of the survey include:

- Special education programming and quality
- Communication
- Special education related services
- Co-teaching
- Special education delivery
- Professional development needs

CUSTOMER SERVICE AND THE STAKEHOLDER EXPERIENCE

Customer Service Satisfaction Surveys for Parents and Staff

Assess the quality of services the district office has provided to “internal” users during the school year. Internal users would select only the departments they worked with and offer feedback in four areas: Responsiveness, Courtesy, Accuracy, and Flexibility.

Family Exit Survey

Collection of feedback on the reasons parents pull their children from the school district, where they typically go, and the feedback parents have for districts on why they have left including awareness, and quality, of programs currently offered by the district

Community Priorities Survey

Build trust with your school community by giving everyone a voice. This tool will invite community feedback to allow you and your team to make more informed choices to meet local, state, and federal mandates..

** Indicates National benchmark data is available*



Ready to improve culture and climate in your schools by focusing on the customer experience?

Visit us at www.k12insight.com to request a free consult.
Or call 703-542-9600.